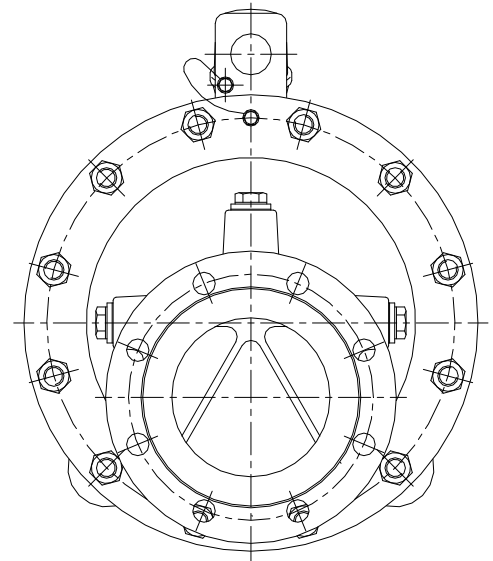
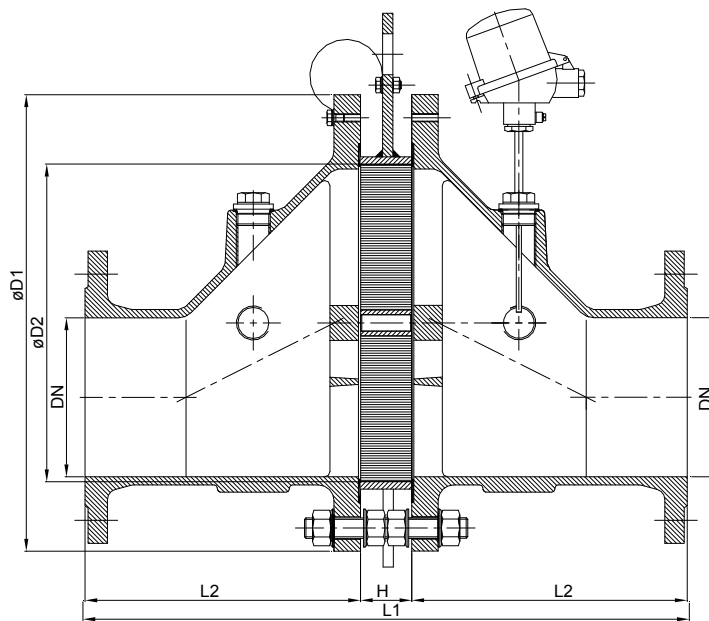
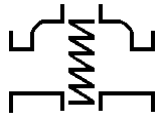


Bi-directional in-line detonation flame arrester

KITO EFA-Det4-I-.../...-2.5

KITO EFA-Det4-I-.../...-2.5-T (-TT)



size	DN	ANSI	D1	D2	L1	H	L2	kg*
65	25	1"	155	70	290	50	120	11
	32	1 1/4"						12
100	40	1 1/2"	220	106	340	50	145	24
	50	2"						25
150	50	2"	285	159	400	50	175	26
	65	2 1/2"						
	80	3"						43
200	80	3"	340	206	502	102	200	65
	100	4"						71
300	100	4"	445	308	642	102	270	
	125	5"						115
	150	6"						
400	150	6"	565	388	732	102	315	200
	200	8"						
500	200	8"	670	485	862	102	380	
	250	10"						
600	250	10"	780	584	1002	102	450	
	300	12"						



Type examination certificate to ISO 16852 and EN 12874

CE -designation in accordance to ATEX-Guideline 94/9/EG



Dimensions in mm

*weights refer to the standard design

Design subject to change

For performance curves see diagram : G 0.21 N

Standard design

- housing : cast steel 1.0619, stainless cast steel 1.4408
- gasket : HD 3822, PTFE
- casing for grid : 1.0305, stainless steel mat. no. 1.4571, 1.4581
- grid : stainless steel mat. no. 1.4310, 1.4571, strip thickness 0.15 mm
- bolts/nuts : galvanized steel, SS
- temperature sensor : PT 100 (option); connection 3/8"
- flange connection : DIN 1092-1 PN 10/16 Form B1, ANSI 150 lbs. RF

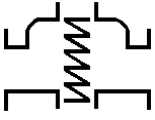
Application

For installation into pipelines to the protection of containers and components against stable detonation of flammable liquids and gases. Tested and approved as detonation flame arrester **type 4**. Approved for all substances of explosion group IIA1 with a maximum experimental safe gap (MESG) ≥ 1.14 mm. Bi-directionally working in pipelines, whereby an operating pressure of 2.5 bar abs. and an operating temperature of 60°C must not be exceeded. The installation of the detonation flame arrester into horizontal and vertical pipelines is permissible. Provided with one or two temperature sensors (PT 100) the armature is certified against short time burning from one or both sides. If only one thermal sensor is attached, it must be installed into that part of the body from which a fire is expected.

Example for orders :

KITO EFA-Det4-I-100/40-2.5-T
(design with thermo couple element)





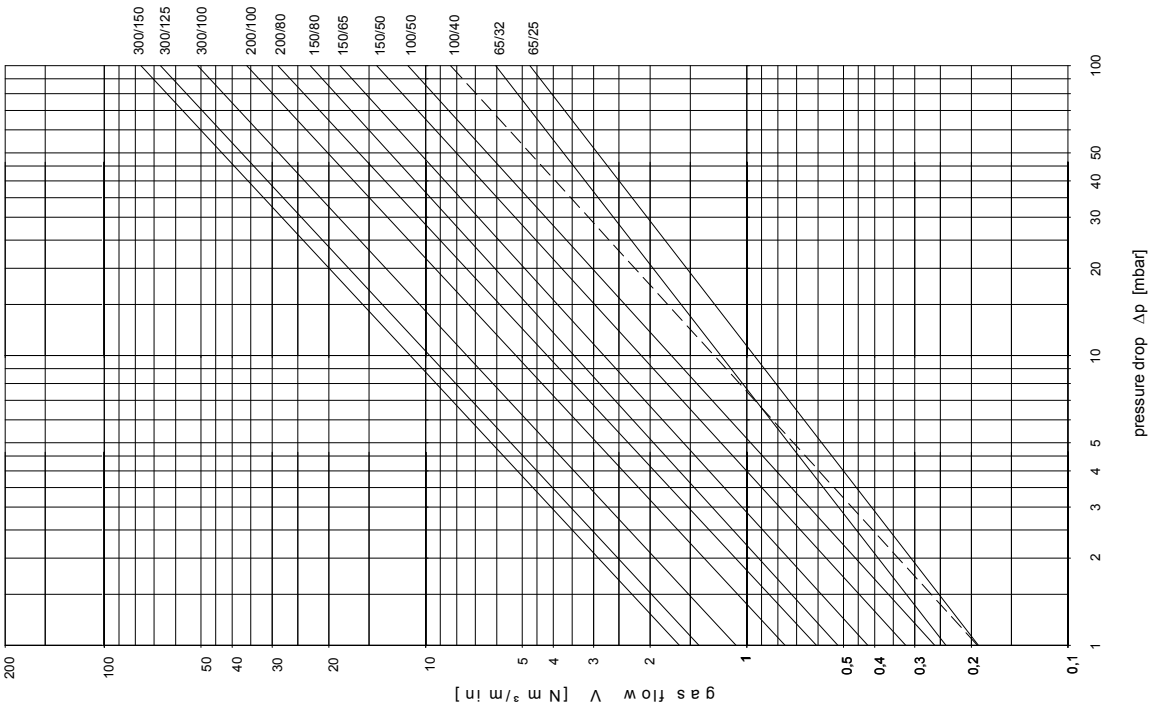
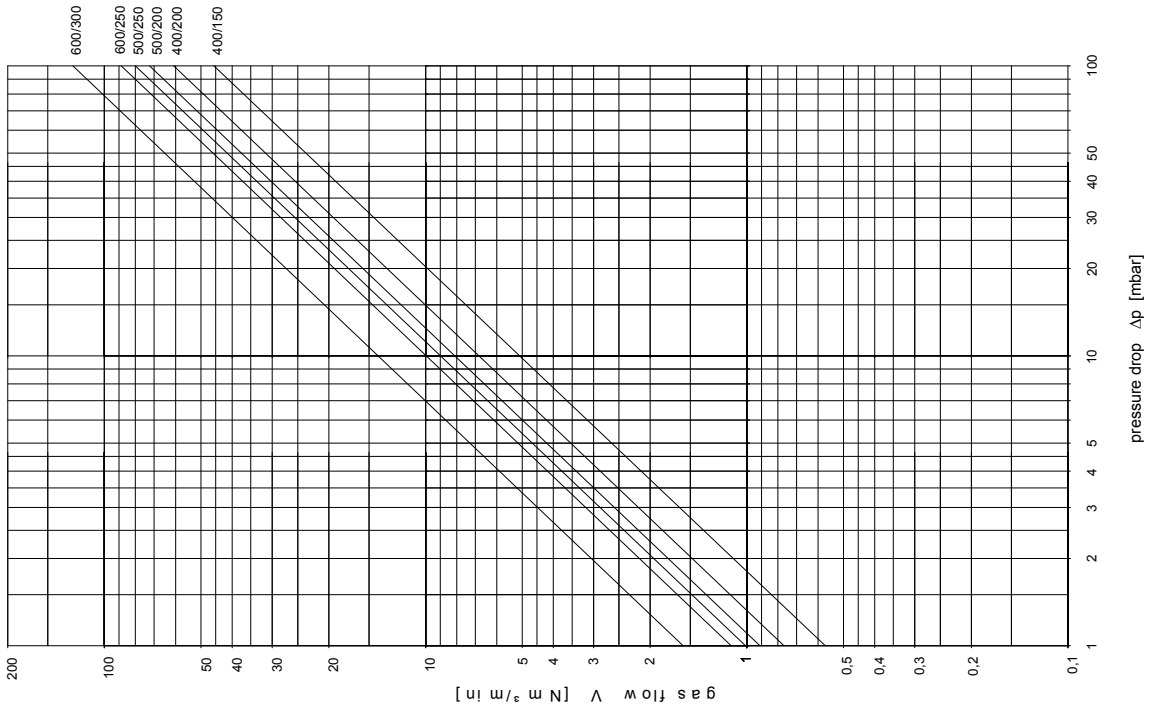
Bi-directional in-line detonation flame arrester

KITO EFA-Det4-I-.../...-2.5

KITO EFA-Det4-I-.../...-2.5-T (-TT)

Flow capacity V based on air of a density $\rho = 1.29 \text{ kg/m}^3$ at $T = 273 \text{ K}$ and atmospheric pressure $p = 1.013 \text{ mbar}$.

For other gases the flow can be approximately calculated by $\dot{V} = \dot{V}_b \cdot \sqrt{\frac{\rho_b}{1.29}}$ or $\dot{V}_b = \dot{V} \cdot \sqrt{\frac{1.29}{\rho_b}}$



Design subject to change